

Phone : 25367033, 25367035, 25367036  
दूरभाष : 25367033, 25367035, 25367036  
Telegrams : MEDCONCIND, New Delhi-75  
तार : मेडकॉसिंड नई दिल्ली  
Fax : 0091-11-25367024  
E-mail : [mci@bol.net.in](mailto:mci@bol.net.in)  
Website : [www.mciindia.org](http://www.mciindia.org)



पॉकेट - 14, सेक्टर - 8,  
द्वारका फेस- 1  
नई दिल्ली-110 077  
Pocket- 14, Sector- 8,  
Dwarka Phase - 1  
New Delhi-110077

भारतीय आयुर्विज्ञान परिषद्  
“MEDICAL COUNCIL OF INDIA”

G.B ITEM NO. 82 (26-27/03/2015)  
No. MCI-79(22)/2015-Med./

Date:

The Secretary to the  
Govt. of India,  
Ministry of Health & Family Welfare,  
Nirman Bhawan,  
New Delhi-110011

Sub: Ch. Charan Singh University - Recognition of MD(Anatomy) qualification for 2 seats in respect of students being trained at Muzaffarnagar Medical College, Muzaffarnagar, Uttar Pradesh..

Sir/ Madam,

I am to state that the General Body of this Council at its meeting held on 26-27/03/2015 considered the Council Assessor's Report (July, 2014) on the physical and other teaching facilities available at Muzaffarnagar Medical College, Muzaffarnagar, Uttar Pradesh for the award of MD(Anatomy) qualification for 2 seats under Ch. Charan Singh University. The Council approved the following recommendations of the Postgraduate Medical Education Committee, which I am directed to convey herewith for your information and necessary action:-

*"The Postgraduate Medical Education Committee considered the Assessment Report (July, 2014) and decided to recommend that MD (Anatomy) qualification granted by Ch. Charan Singh University in respect of students being trained at Muzaffarnagar Medical College, Muzaffarnagar, Uttar Pradesh be recognized for 02 (Two) seats and included in the 1st Schedule to the I.M.C. Act, 1956.*

*The Postgraduate Medical Education Committee further decided that the recognition so granted shall be for a maximum period of 5 years from the date of Notification upon which the Institute shall have to apply for renewal of recognition. Failure to seek timely renewal of recognition as required shall invariably result in stoppage of admission to the Postgraduate Course."*

You are therefore requested to notify the above qualification at the earliest.

A copy of assessment report is enclosed herewith.

Date/ year of starting the course: 2011

Date/ year of examination of first batch: 2014

Yours faithfully,

(Bonny Harison)  
Section Officer

Encl.: As above.

Anatomy

Phone : 25367033, 25367035, 25367036  
दूरभाष : 25367033, 25367035, 25367036  
Telegrams : MEDCONCIND, New Delhi-75  
तार : मेडकॉसिंड नई दिल्ली  
Fax : 0091-11-25367024  
E-mail : [mci@bol.net.in](mailto:mci@bol.net.in)  
Website : [www.mciindia.org](http://www.mciindia.org)



पॉकेट - 14, सेक्टर - 8,  
द्वारका फेस- 1  
नई दिल्ली-110 077  
Pocket- 14, Sector- 8,  
Dwarka Phase - 1  
New Delhi-110077

भारतीय आयुर्विज्ञान परिषद्  
“MEDICAL COUNCIL OF INDIA”

Endst. No. MCI-79(22)/2015-Med.

Date:

104534

28/5/15

Copy together with a copy of assessment report is forwarded for information and necessary action to:-

1. The Dean/ Principal, Muzaffarnagar Medical College, Opp. Begrajpur, Industrial Area, Ghasipura, 115 km Stone, NH-58, Delhi Muzaffarnagar Road, Muzaffarnagar, Uttar Pradesh
2. The Registrar, Ch. Charan Singh University, 1, University Campus, University road, Meerut-250004, Uttar Pradesh
3. Director of Medical Education, Govt of UP, Hazrat Ganj, Janpath Road, Vikash, Bhawan, Lucknow-226001, Uttar Pradesh

(Bonny Harison)  
Section Officer



Summary of Anatomy Assessment report – to be completed by the Assessor.

Date of Assessment:- 15/07/2014

Name of Assessor:- Dr. V. P. Rukhmode


1	Name of the institution		Name and other particulars of Institution (Dean/Director)	
	Muzaffarnagar Medical College, Muzaffarnagar		Dr. Anil K. Agarwal	PG degree: Recognized
				Teaching Experience in years: 41 Years
		Age: 65 Years		
2	Department Inspected		Name & other particulars of Head of Department	
	Anatomy		Dr. Kamal A. Rangari	PG Degree: Recognized
				Teaching Experience in 36 years
		Age: 68 Years.		
3	Date of last Assessment of the Department (with Report): 6 <sup>th</sup> & 7 <sup>th</sup> May 2014			
	Number of UG admission every year		150 students	
	Staff position for UG		Sufficient	
	Other deficiency if any		No	
4	Total PG Teachers in the Department (with requisite qualifications & Experience)			
	Designation	No.	Name	Total Experience
	Professors	1	Dr. Kamal A. Rangari	36 Years
	Assoc. Professors/Readers	4	Dr. C. S. Ramesh Babu Dr. Vishou Gupta Dr. Kuldeep Singh Dr. Shubha Srivastava	38 Years 09 Years 10 Months 09 Years 10 Months 08 Years
	Asstt. Professors	1	Dr. Vinay Sharma	06 Years
	<ul style="list-style-type: none"> <li>- All teachers should be physically identified.</li> <li>- Detailed proforma (with photograph affixed) in respect of every teacher must be obtained which signed by the concerned teacher, HOD and Head of institution</li> <li>- To ensure that staff is full time, paid and not working in any other institution simultaneously.</li> <li>- The PAN number and the residence address should be verified for all the serving faculty members</li> </ul>			
5	Requisite important information of the Department			
	Teaching complement in terms of available PG teachers			4
	Instruments and other expected facilities			Adequate
	Ward side Laboratory			Not Applicable
	Number of Labs available for UG students			2
	Laboratory Technician			3
	Department Research Laboratory			Yes
	Departmental Library – Book/Journals			142 Books/14 Journals



				(Back issues)
	Central Library – Books/Journals pertaining to the department			791 Books/01 Journals
6	Space for Department			
	Indoor wards (Units/Department) & OPD space			Adequate
	Offices for Faculty members & office steno			Adequate
	Class Rooms and Demonstration rooms			Adequate
	Specific requirements related to the department (Museum/Mortuary/Specialized Investigation etc.)			Adequate
7	No of publications from the department during 3 years			45
8	Year-wise number of PG students admitted and available staff during the last 5 years	Year	No. of PG students admitted (Deg/Dip)	No. of recognized PG teachers in the department
	2011		02	04
	2012		Nil	04
	2013		Nil	05
	2014		Nil	05
9	Other relevant facilities in the Institution			
	Radiology facilities			Adequate
	Bio-Chemistry facilities (24 hrs emergency lab)			Adequate
	Pathology & Microbiology facilities			Adequate
	Blood Bank facilities (24 hours open or not blood components available)			Adequate
	Incinerator			Available (out source)
	Laundry			Available
	Hostels for UG & PG students			Available
	Accommodation for Staff			Available
10.	Ongoing teaching programme for PG students with logbook			Available

11. Final remarks by the Assessor: (No recommendations regarding permission/recognition be made)  
Give factual position only).

Adequate.

  
Signature of the Assessor

Note: Specific mention of required facilities as per MCI norms and commensurate with the degree under consideration must be made specifying whether these are Available/Not available.



**Standard Assessment Form for Postgraduate courses**  
**(ANATOMY)**

**1. Name of Institution:-** Muzaffarnagar Medical College, Muzaffarnagar

**Annual Intake for U.G.:** 150 Students

**Reference:** U-12012/573/2014-ME (PII)-dated 04/07/2014- By Govt of India.

**2. Particulars of the Assessor:-**

**Assessment Date** 15/07/2014

**Name :-** Dr. V. P. Rukhmode

**Designation :-** Professor & Head

**Speciality :-** Anatomy

**Name & Address  
of Institute/College** S.B.H. Govt. Medical College, Dhule (M.S.)

**Residential Address**

**(with Pin Code)** Plot No. 12, Suyog Colony, Sakri Road, Dhule 424001

**Phone:-** 09822363993

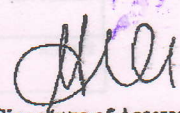
**(Off)** 0256-2239207

**(Resi)** 0256-2239408

**(Fax)** 0256-2239207

**Mobile No.** +9198223639931

**E-mail:** dr.rukhmode@gmail.com

  
Signature of Assessor



**3. (Institutional Information)****A). Particulars of college**

Item	College	Chairman/Health Secretary	Dean	Medical Superintendent
Name	Muzaffarnagar Medical College, Muzaffarnagar	Shri S. C. Goel	Dr. Anil K. Agarwal	Dr. S. R. Arora
Address	Opp Begraipur Industrial Area Meerut Road, Muzaffarnagar	KG-94, Kavi Nagar Ghaziabad	A-2, MMC Campus, Muzaffarnagar	E297, Shastri Nagar, Meerut
State	Uttar Pradesh	Uttar Pradesh	Uttar Pradesh	Uttar Pradesh
Pin Code	251203		251203	250004
Phone (Off) (Res) (Fax)	01396-252703	01396-252703	01396-252703	01396-252703
Mobile No.		09810260913	09997196812	09897188188
E-mail:	<a href="mailto:mmcollege1@gmail.com">mmcollege1@gmail.com</a>	<a href="mailto:satishgoel@yahoo.co.in">satishgoel@yahoo.co.in</a>	<a href="mailto:anilsudha@gmail.com">anilsudha@gmail.com</a>	<a href="mailto:s_rarora@gmail.com">s_rarora@gmail.com</a>

**B). Particulars of Affiliated University**

Item	University	Vice Chancellor	Registrar
Name	CCS, University Meerut	Shri V. C. Goel	Shri Manoj Chaubhan
Address	University Road Meerut	University Road Meerut	University Road Meerut
State	Uttar Pradesh	Uttar Pradesh	Uttar Pradesh
Pin Code	250004	250004	250004
Phone (Off) (Res) (Fax)	0121-2763323	0121-2763327	
Mobile No.			09897389484
E-mail:		<a href="mailto:vccecsuniv@gmail.com">vccecsuniv@gmail.com</a>	<a href="mailto:registrarccecsuniv@gmail.com">registrarccecsuniv@gmail.com</a>

  
 Signature of Dean/Principal



## 4. Details of PG courses and their sanctioned intake by MCI:

Department	Course	Sanctioned seats			
		Permitted		Recognized	
		When	No. of Seats	When	No. of Seats
Diploma in Anesthesia	Diploma				
Diploma in Child Health	Diploma				
Diploma in Community Medicine	Diploma				
Diploma in Clinical Pathology	Diploma				
Diploma in Diabetology	Diploma				
Diploma in Forensic Medicine	Diploma				
Diploma in Health Administration	Diploma				
Diploma in Hospital Administration	Diploma				
Diploma in Health Education	Diploma				
Diploma in Obstetrics & Gynaecology	Diploma				
Diploma in Industrial Hygiene	Diploma				
Diploma in Immuno-Haematology and Blood Transfusion	Diploma				
Diploma in Oto-Rhino-Laryngology	Diploma				
Diploma in Radio-Diagnosis	Diploma				
Diploma in Radio Therapy	Diploma				
Diploma in Medical Virology	Diploma				
Diploma in Occupational Health	Diploma				
Diploma in Ophthalmology	Diploma				
Diploma in Orthopaedics	Diploma				
Diploma in Public Health	Diploma				
Diploma in Physical Medicine & Rehabilitation	Diploma				
Diploma in Psychological Medicine	Diploma				
Diploma in Radiation Medicine	Diploma				
Diploma in Sports Medicine	Diploma				
Diploma in Tuberculosis & Chest Diseases	Diploma				
Diploma in Tropical Medicine Health	Diploma				
Diploma in Dermatology, Venereology and Leprosy	Diploma				
Diploma - Aviation Medicine	Diploma				
Diploma in Cardiology	Diploma				
Diploma in Microbiology	Diploma				
Diploma in Industrial Health	Diploma				
MD - Anaesthesiology	MD	2013	02	-	-
MD/MS - Anatomy	MD	2011	02	2014	Awaited
MD - Aviation Medicine/Aerospace Medicine	MD				
MD - Bio-Chemistry	MD	2012	01	-	-
MD - Bio-Physics	MD				
MD - Forensic Medicine	MD				
MD - General Medicine	MD	2012	02	-	-
MD - Community Health Administration	MD				
MD - Geriatrics	MD				
MD - Hospital Administration	MD				
MD - Health Administration	MD				
MD - Microbiology	MD	2013	04	-	-
MD - Nuclear Medicine	MD				
MD/MS - Obstetrics & Gynaecology	MD	2013	02	-	-
MD - Paediatrics	MD	2013	02	-	-



MD - Pathology	MD	2012	04	-	-
MD - Dermatology , Venereology & Leprosy	MD	2012 2014	01 02 Total 03		
MD - Pharmacology	MD	2012	02	-	-
MD - Physiology	MD	2011 2012	01 01 Total 02	-	-
MD - Physical Medicine & Rehabilitation	MD				
MD - Psychiatry	MD				
MD - Radio Diagnosis/Radiology	MD	2013	01	-	-
MD - Radiotherapy	MD				
MD - Social & Preventive Medicine / Community Medicine	MD	2013	02	-	-
MD - Tuberculosis & Respiratory Diseases / Pulmonary Medicine	MD				
MD - Immuno Haematology & Blood Transfusion	MD				
MD - Tropical Medicine	MD				
MD - Pulmonary Medicine	MD				
MD - Sports Medicine	MD				
MD - Family Medicine	MD				
MS - Orthopaedics	MS				
MS - ENT	MS	2013	02	-	-
MS - General Surgery	MS	2013	02	-	-
MS - Ophthalmology	MS				
DM - Neurology	DM				
DM - Rheumatology	DM				
DM - Endocrinology	DM				
DM - Clinical Pharmacology	DM				
DM - Clinical Haematology	DM				
DM - Pulmonary Medicine	DM				
DM - Neuro Radiology	DM				
DM - Nephrology	DM				
DM - Neonatology	DM				
DM - Oncology	DM				
DM - Gastroenterology	DM				
DM - Cardiology	DM				
DM - Clinical Immunology	DM				
DM - Pul. Med. & Critical Care Med.	DM				



DM - Cardiac-Anaes.	DM			
DM - Haematology Pathology	DM			
DM - Medical Genetics	DM			
M.Ch - Cardio Thoracic and Vascular Surgery	MCh			
M.Ch - Neuro Surgery	MCh			
M.Ch - Paediatric Surgery	MCh			
M.Ch - Plastic Surgery	MCh			
M.Ch - Surgical Gastroenterology	MCh			
M.Ch - Surgical Oncology	MCh			
M.Ch - Urology/Genito-Urinary Surgery	MCh			
M.Ch - Endocrine Surgery	MCh			

Q



**PART - I**

5. Department inspected:- Anatomy

6. Particulars of HOD

- Name: Dr. Kamal A. Rangari
- Age : 67 Years
- PG Degree { University- Maharashtra University  
Institution- GMC, Aurangabad  
Year - 1974
- Total teaching experience (give details)- 36 Years

Position	Name of Institution	From	To	Total Experience
Lecturer	GMC, Aurangabad	12/7/1976	28/02/1982	05 Years 07 Months
Associate Professor	GMC, Aurangabad	01/03/1982	07/03/1993	11 Years
Associate Professor	GMC, Mumbai	18/03/1993	10/08/1985	02 Years 04 Months
Professor	GMC, Mumbai	11/08/1995	17/12/1998	03 Years 04 Months
Professor	GMC, Nagpur	18/12/1998	30/06/2004	05 Years 06 Months
Professor	PDYPMC, Pune	02/07/2004	30/06/2008	03 Years 11 Months
Professor	MIMSR, Latur	16/07/2008	31/07/2009	01 Year
Principal	MIMSR, Latur	07/10/2008	31/07/2009	09 Months
Professor	DYPMC, Jalgaon	01/08/2009	17/06/2010	10 Months
Professor	TMMC, Moradabad	01/10/2010	30/09/2011	01 Year
Professor	KIMGM& CMS, Bhavnagar	01/02/2012	10/08/2012	06 Months
Professor	MMC, Muzaffarnagar	10/09/2012	Continued	01 Year 10 Months

a) Purpose of Present Application: Recognition  
(For Grant of Permission/ Recognition/ Increase of seats in/ Renewal of recognition/Compliance Verification)

b) Relevant Background Information of the department:

Date of last MCI inspection of the department: 19/02/2011  
(Write Not Applicable for first MCI inspection)

Purpose of Last Inspection: For Grant of Permission to start MD Anatomy

Outcome of last Inspection: Annual Intake of 02 students per year was granted by MCI  
Vide there letter no No.MCI-7e(22)/2010-Med.82683 dated 31/03/2011 Encl-1

7. Mode of selection (actual/proposed) of PG students:- Merit Based on the Entrance Examination by UPUMCWA





8. If course already started, year wise number of PG students admitted and available PG teachers during the last five years.

Year	Names of PG students admitted		Names of recognized PG teachers against whom the students were admitted.
	Degree	Diploma	
2011	Dr. Anuj Ram Sharma Dr. Rakesh K. Agarwal		Dr. Kamal. A. Rangari Dr. C. S. Ramesh Babu
2012	NIL		
2013	NIL		

9. Central Library:


- Total No. of Books:- 9431 Books
- Books pertaining to Anatomy :- 791 Books
- Purchase of latest editions in last 3 years:-

Anatomy Books	Other Books
232	2212

• Journals:

	Total	Anatomy
Indian	70	03
Foreign	30	03

- Year/month upto which Indian Journals available :- Till date
- Year/ month upto which Foreign journals available:- Till date
- Internet /Medlar/ Photocopy facilities available/ not available:- Available
- Library opening timings: 08:00 am to 10:00 pm
- Reading facility out of routine library hours :- 24 Hrs






**10. Hostel facilities:** Accommodation (No. of rooms) available for

- For U.G. students :- 340 Double Seated with attached toilets
- For Interns:- 50 Double Seated with attached toilets
- For P.G. students 150 Double Seated with attached toilets

**12. Medical Education Unit (Constitution). List Attached** *Encl-2*  
(Specify number of meetings of these bodies held annually & minutes thereof)**13. Central Research Lab.-**

- Whether there is any Central Research Lab:- Yes
- Administrative Control:- Under Principal
- Staff:- Dr. Ranjan Solanki, MD (Associate Professor Pathology),  
Dr. Meenaksbi Jindal MD (Assistant Professor Pharmacology)  
Dr. Imran Mustafa MD (Assistant Professor Biochemistry)
- Equipment:- List Attached *Encl-5*
- Work load:- As per requirement

**14. Generator Facility: Yes, 380KVA, 500KVA, & 125 KVA (Total 1005 KVA capacity)****15. Recreational facilities:**

- Play grounds:- Available
  - Gymnasium:- Available
  - Auditorium:- Available
- 



S.No.	Name	Designation
01	Sushil Kumar	Personal Assistant
02	K. L. Sharma	Technician
03	Chandra Prakash	Artist
04	Sheetu Chandra	Technician
05	Sawan Kumar	Technician
06	Suhil Kumar	Texidermist

## 2. Teaching facilities:

	Number	Size	Sitting capacity
Seminar Rooms	01	35 Sqm	30
Demonstration Rooms	02	62 Sqm each	75 to 80 students in each

Audiovisual Aids: Adequate LCD Projector, OHP, Slide Projector etc.

## 3. Departmental Library:

- Total No. of Books:- 142 Books
- Purchase of latest editions in last 3 years. 42 Books

## 4. Departmental Museum

- Space:- 230 Sqm
- No. of specimens:- 112
- Charts/ Diagrams:- 65/40

## 5. Office Accommodation:

- Departmental Office:- Available
- Space:- 12 Sqm



- Staff (Steno / Clerk):- Available
- Computer/ Typewriter: Computer Available along with all amenities

## Office Space for Teaching Faculty:

- HOD:- Available - 21 Sqm
- Assoc. Prof./ Reader Available - 04 of 21 Sqm to 23 Sqm size
- Lecturer/ Asstt. Professor:- Available 01 of 20 Sqm
- Resident duty room :- Available 30 Sqm

## 6. Equipments:

List of important equipments available and their functional status. List Attached

Encl-3

## 7. Facilities for Practicals/Research.

- Details of facilities to carry out theory and practical classes for UG students as per the recommendations of Medical Council of India.

1. Air Conditioned Lecture Theaters.
2. Demonstration Room 01
3. Demonstration Room 02
4. Histology Laboratory
5. Dissection Hall
6. Library cum Seminar Room
7. Central Research Lab
8. Departmental Research Lab

- Details of facilities to carry out additional classes and practical's at PG level.

1. Seminar Room
2. Research Laboratory
3. Demonstration Room

- Details of laboratories and other facilities to carry out research work.

1. Research Laboratory
2. Histology Laboratory
3. Museum
4. Central Animal Room (AC)

## 8. Brief description of techniques for

- Histology – Tissue preparation, sectioning, staining.  
Incubation, Hot plate, Slide Warming Table, Microtome, Two motorized pumps
- Embalming (Techniques)  
Manual, Automatic (Cadaverous Injector )
- Genetics :- Nil



**9. Brief details regarding Applied Anatomy:**

- **Facilities available for training in Applied Anatomy:** Two demonstration rooms available where relevant patients are brought from hospital and clinical features are demonstrated by the faculty members.
- **Facilities available for training in other selected subjects:-** Selected patients from clinical departments such as Orthopedics, General Surgery, and Ophthalmology are brought and demonstrated in the department.

**10. Technical Support:-**

Availabilities of trained technical staff for assisting PGs in PG practical's and research.

1. Mr. Kanhaiya Lal Sharma
2. Ms. Sheeta Chandra
3. Mr. Sawan Kumar

**11. List of publications from the department during the last 3 years in indexed and non-indexed journals.  
List Attached**

12. Data submission to the national authorities, if applicable :

13. Any other information.



**PART III****POSTGRADUATE EXAMINATION (only at the time of recognition of course)**

1. Minimum prescribed period of training:- 03 Years
2. Minimum prescribed essential attendance:- As per CCS, University, Meerut rules
3. Periodic performance appraisal done or not?:- Yes
4. Details of examiners appointed by Examining University:-

**Internal Examiners**

1. Dr. Kamal A. Rangari Professor & Head Department of Anatomy, Muzaffarnagar Medical College, Muzaffarnagar
2. Dr. Vishnu Gupta Associate Professor of Anatomy, Muzaffarnagar Medical College, Muzaffarnagar

**External examiners**


1. Dr. Ajay Kumar, Professor of Anatomy, Dayanand Medical College, Ludhiana
2. Dr. N. Dwivedi, Professor of Anatomy, Shri Dev Suman Subharti Medical College, Dehradun

5. Whether appointment of examiners & conduct of examination as per prescribed MCI norms or not?  
Yes Encl-4

6. Standard of Examination:- Yes

Good Atmosphere

7. Examination result (last 5 years). Not Applicable as it is a 1<sup>st</sup> Batch of Examination

  
Signature of Assessor



## PART - II (Departmental Information)

## Department of Anatomy


Post	N o.	Name	Qualification with dates thereof & Where obtained			Experience			As Demonstrator/Tutor					As Asst. Professor/Lecturer				
			Date	College	Univ.	Instt.	From	To	Total	Instt.	From	To	Total	Instt.	From	To	Total	
1	2	3	4	5	6	7	8	9	10	11	12	13	14					
Professor	1.	Dr. Kamal A. Rangari	MBBS (1974)	OMC, Aurangabad	Marathwada University	--	--	--	--	GMC, Aurangabad	12/07/76	28/02/82	05 Y, 07 M, 17 D					
			M.S. (1981)	GMC, Aurangabad	Marathwada University													
Associate/ Professor/ Reader	1.	Mr. C. S. Ramesh Babu	M.Sc. (Med.) Anatomy (1973)	MMC, Madras	Madras Uni.	--	--	--	--	LLRMC Mettur	03/03/76	03/03/89	13 Y					
	2.	Dr. Vichar Gupta	MBBS (1991)	SNMC, Aga	Aga University	LLRMMC, Mettur	10/07/95	11/07/99	03 Y	MMC&H, MZN	01/11/07	31/10/11	04 Y					
			M.D. (1999)	LLRMMC, Mettur	CSS Uni. Mettur													
	3.	Dr. Kuldeep Singh	MBBS (1994)	BRD, Gondapur	Gondapur University	KOMC, Lucknow	17/07/96	16/07/99	03 Y	MMC&H, MZN	01/11/07	31/10/11	04 Y					
			M.S. (1999)	KOMC, Lucknow	Lucknow Uni.													
	4.	Dr. Shobha Srivastava	MBBS (2000)	LLRMMC, Mettur	C.C.S. University	HIMS, Dehradun	25/03/05	24/03/09	03 Y	MMC&H, MZN	25/03/09	31/03/13	04 Y					
			M.D. (2009)	HIMS, Dehradun	T.N.B. Uni. Srinagar (J.K.)													
Assistant Professor	1.	Dr. Vinay Sharma	MBBS (2004)	LLRMMC, Mettur	C.C.S. University	LLRMMC Mettur	10/06/08	09/06/11	03 Y	GRINSR Fatehabad	11/07/11	17/07/12	01 Y					
			M.D. (2012)	LLRMMC, Mettur	C.C.S. University	MMC&H, MZN	18/07/12	28/02/14	01 Y 07 M									



FORM-MCI-13(ANA)

Demonstrator / Tutor	(2011)	Mentor	CCS Unit, Meerut	MNC&H, MN	31/03/11	28/02/14	02 Y, 09 M			
1. Dr. Anuj Ram	MBBS (2003)	SAC, Ghazabad								
2. Dr. Rakesh Agarwal	MBBS (2001)	BKAMC, Bangalore	Bangalore Uni.	MNC&H, MN	31/03/11	28/02/14	02 Y, 09 M			
3. Mr. Anuj Kumar	M.Sc (2013)	Subharti Medical College	SV Subharti Uni.	MNC&H, MN	27/01/14	28/02/14	01 M			
4. Dr. Kaushal Kumar Mittal	MBBS (2011)	LLRMMC, Meerut	C.C.S. University	MNC&H, MN	15/02/14	28/02/14	14 D			
Any other Category										

(cont.)





FORM-MCI-13(A)

Demonstrator / Tutor	1.	Dr. Anuj Ram	(2011)	MCent	CCS Unit Meerut	MMC&H, MZN	31/05/11	28/02/14	02 Y, 09 M				
	2.	Dr. Raksh Agarwal	MBBS (2011)	BRAMC, Bangalore	Bangalore Uni.	MMC&H, MZN	31/05/11	28/02/14	02 Y, 09 M				
	3.	Mr. Anuj Kumar	M.Sc (2013)	Subharti Medical College	SV Subharti Uni.	MMC&H, MZN	27/01/14	28/02/14	01 M				
	4.	Dr. Kaushal Kumar Mittal	MBBS (2011)	LLRMHC, Meerut	C.C.S. University	MMC&H, MZN	15/02/14	28/02/14	14 D				
Any other Category													

(cont.)

Dr.



FORM-MCT-13(ANA)		Experience										Grand Total of Teaching Experience		Remarks if any.	
Post		As Assoc. Professor/Reader					As Professor								
		15	16	17	18	19	20	21	22						
		Institution	From	To	Total	Institution	From	To	Total						
Professor		GMC, Aumangbad	01/03/82	17/03/83	11 Y, 17 D	GMC, Mumbai	11/03/85	17/12/88	03 Y, 04 M, 07 D						
		GMC, Mumbai	18/03/83	10/08/85	02 Y, 04 M, 24 D	GMC, Nagpur	18/12/88	30/06/94	05 Y, 06 M, 13 D						
1.						TDYPMC, Pune	02/07/94	30/06/98	03 Y, 11 M, 29 D						
						MIMSR, Latur	18/07/98	31/07/99	01 Y, 16 D						
						MIMSR, Latur (Principal/Dean)	07/10/98	31/07/99	09 M, 25 D						
						DUPMC, Jalgaon	01/08/99	17/06/10	10 M, 17 D						
						TMMC, Morebad	01/10/10	30/09/11	01 Y						
						KJMGH, Bhavnagar	01/02/12	10/08/12	06 M, 10 D						
Associate / Professor / Reader	1.	LJRMC, Merut	05/03/89	29/02/12	22 Y, 11 M										
2.															
3.															
4.															
Asst. Prof. / Lecturer	1.														



[illegible]